
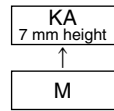


Radial Lead Type

Series: **KA** Type: **A**

Low Profile



■ Features

- Endurance : 85° C 1000 h
- 7 mm height
- RoHS directive compliant

■ Specifications

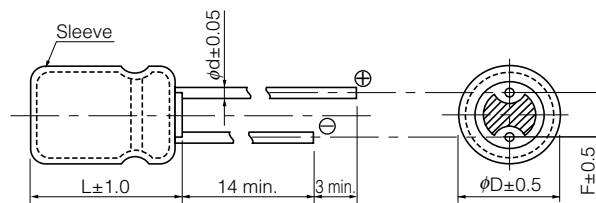
Category Temp. Range	-40 °C to +85 °C		
Rated W.V. Range	4 V.DC to 50 V.DC		
Nominal Cap. Range	2.2 μF to 470 μF		
Capacitance Tolerance	±20 % (120 Hz/+20 °C)		
DC Leakage Current	$I \leq 0.01 CV$ or 3 (μA) After 2 minutes (Whichever is greater)		
tan δ	Please see the attached standard products list		
Endurance	After applying rated working voltage for 1000 hours at +85 °C±2 °C when the capacitors are restored to 20 °C, capacitors shall meet the following limits.		
	Capacitance change	± 20% of initial measured value	
	tan δ	≤ 200 % of initial specified value	
	DC leakage current	≤ initial specified value	
Shelf Life	After storage for 1000 hours at +85 °C±2 °C with no voltage applied and then being stabilized at +20 °C, capacitors shall meet the limits specified in Endurance (With voltage treatment)		

■ Frequency correction factor for ripple current

	Frequency (Hz)			
	50, 60	120	1 k	10 k to
Correction factor	0.70	1.00	1.30	1.70

■ Dimensions in mm (not to scale)

(Unit : mm)



	4	5	6.3	8
Body Dia. φD	4	5	6.3	8
Lead Dia. φd	0.45	0.45	0.45	0.45
Lead space F	1.5	2.0	2.5	2.5

Standard Products

Endurance : 85 °C 1000 h

W.V. (V)	Cap. (±20 %) (μF)	Case size		Specification		Lead Length				Part No.	Min. Packaging Q'ty	
		Dia. (mm)	Length (mm)	Ripple Current (120 Hz) (+85 °C) (mA r.m.s.)	tan δ (120 Hz) (+20 °C)	Lead Dia. (mm)	Lead Space				Straight Leads (pcs)	Taping (pcs)
							Straight (mm)	Taping *B (mm)	Taping *i (mm)			
4	47	4	7	34	0.35	0.45	1.5	5.0	2.5	ECEA0GKA470()	200	2000
	100	5	7	61	0.35	0.45	2.0	5.0	2.5	ECEA0GKA101()	200	2000
	220	6.3	7	82	0.35	0.45	2.5	5.0	2.5	ECEA0GKA221()	200	2000
	330	8	7	110	0.35	0.45	2.5		2.5	ECEA0GKA331()	200	1000
		8	7	110	0.35	0.45		5.0		ECEA0GKA331Q		1000
	470	8	7	140	0.35	0.45	2.5		2.5	ECEA0GKA471()	200	1000
8		7	140	0.35	0.45		5.0		ECEA0GKA471Q		1000	
6.3	47	4	7	46	0.24	0.45	1.5	5.0	2.5	ECEA0JKA470()	200	2000
	100	5	7	71	0.24	0.45	2.0	5.0	2.5	ECEA0JKA101()	200	2000
	220	6.3	7	103	0.24	0.45	2.5	5.0	2.5	ECEA0JKA221()	200	2000
	330	8	7	130	0.24	0.45	2.5		2.5	ECEA0JKA331()	200	1000
		8	7	130	0.24	0.45		5.0		ECEA0JKA331Q		1000
10	33	4	7	43	0.20	0.45	1.5	5.0	2.5	ECEA1AKA330()	200	2000
	100	6.3	7	80	0.20	0.45	2.5	5.0	2.5	ECEA1AKA101()	200	2000
	220	8	7	120	0.20	0.45	2.5		2.5	ECEA1AKA221()	200	1000
		8	7	120	0.20	0.45		5.0		ECEA1AKA221Q		1000
16	10	4	7	28	0.16	0.45	1.5	5.0	2.5	ECEA1CKA100()	200	2000
	22	4	7	39	0.16	0.45	1.5	5.0	2.5	ECEA1CKA220()	200	2000
	33	5	7	60	0.16	0.45	2.0	5.0	2.5	ECEA1CKA330()	200	2000
	47	5	7	70	0.16	0.45	2.0	5.0	2.5	ECEA1CKA470()	200	2000
	100	6.3	7	91	0.16	0.45	2.5	5.0	2.5	ECEA1CKA101()	200	2000
25	10	4	7	28	0.14	0.45	1.5	5.0	2.5	ECEA1EKA100()	200	2000
	22	5	7	55	0.14	0.45	2.0	5.0	2.5	ECEA1EKA220()	200	2000
	33	6.3	7	65	0.14	0.45	2.5	5.0	2.5	ECEA1EKA330()	200	2000
	47	6.3	7	70	0.14	0.45	2.5	5.0	2.5	ECEA1EKA470()	200	2000
35	10	5	7	30	0.12	0.45	2.0	5.0	2.5	ECEA1VKA100()	200	2000
	22	6.3	7	60	0.12	0.45	2.5	5.0	2.5	ECEA1VKA220()	200	2000
	33	6.3	7	65	0.12	0.45	2.5	5.0	2.5	ECEA1VKA330()	200	2000
	47	8	7	85	0.12	0.45	2.5		2.5	ECEA1VKA470()	200	1000
		8	7	85	0.12	0.45		5.0		ECEA1VKA470Q		1000
50	0.1	4	7	1	0.10	0.45	1.5	5.0	2.5	ECEA1HKA0R1()***	200	2000
	0.22	4	7	2	0.10	0.45	1.5	5.0	2.5	ECEA1HKAR22()***	200	2000
	0.33	4	7	3	0.10	0.45	1.5	5.0	2.5	ECEA1HKAR33()***	200	2000
	0.47	4	7	5	0.10	0.45	1.5	5.0	2.5	ECEA1HKAR47()***	200	2000
	1	4	7	10	0.10	0.45	1.5	5.0	2.5	ECEA1HKA010()***	200	2000
	2.2	4	7	16	0.10	0.45	1.5	5.0	2.5	ECEA1HKA2R2()	200	2000
	3.3	4	7	18	0.10	0.45	1.5	5.0	2.5	ECEA1HKA3R3()	200	2000
	4.7	4	7	23	0.10	0.45	1.5	5.0	2.5	ECEA1HKA4R7()	200	2000
	10	5	7	35	0.10	0.45	2.0	5.0	2.5	ECEA1HKA100()	200	2000
	22	6.3	7	60	0.10	0.45	2.5	5.0	2.5	ECEA1HKA220()	200	2000
	33	8	7	75	0.10	0.45	2.5		2.5	ECEA1HKA330()	200	1000
8		7	75	0.10	0.45		5.0		ECEA1HKA330Q		1000	

· When requesting taped product, please put the letter "B" or "i" between the "()". Lead wire pitch *B=5 mm, i=2.5 mm.

· Please refer to the page of "Taping Dimensions".

*** Please kindly accept last shipment : 31/Mar/2015

Design and specifications are each subject to change without notice. Ask factory for the current technical specifications before purchase and/or use.
Should a safety concern arise regarding this product, please be sure to contact us immediately.